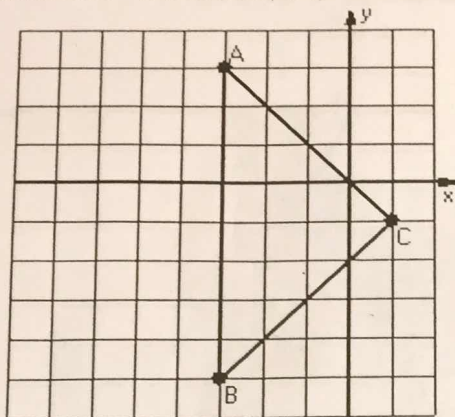


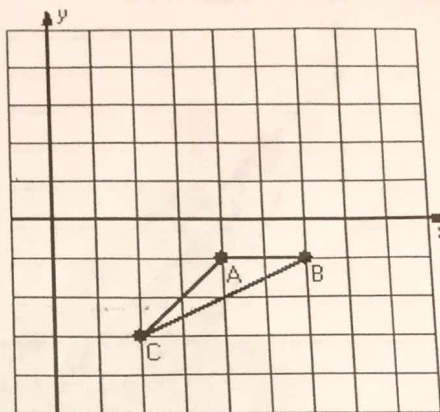
Dilations (B)

Instructions: Draw and label the dilated image for each triangle.
Label the center of dilation.

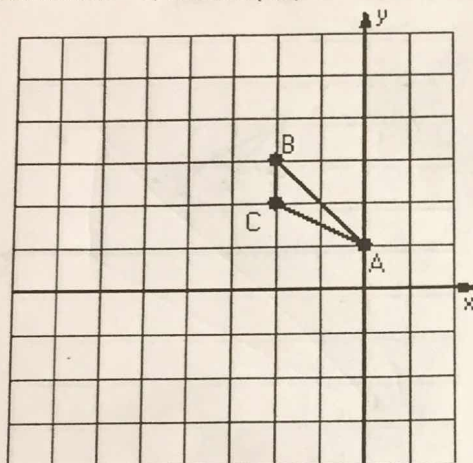
1) Dilation scale = $\frac{1}{4}$, center $D(-3,-1)$



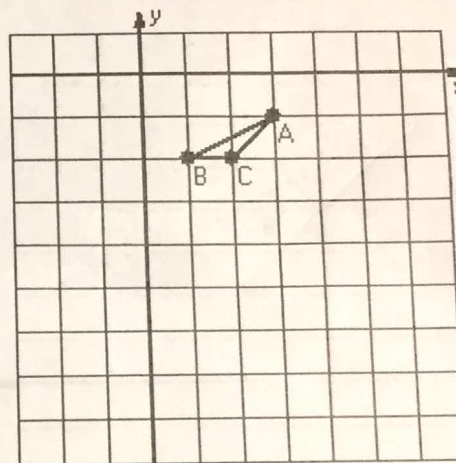
2) Dilation scale = 2, center $D(4,-2)$



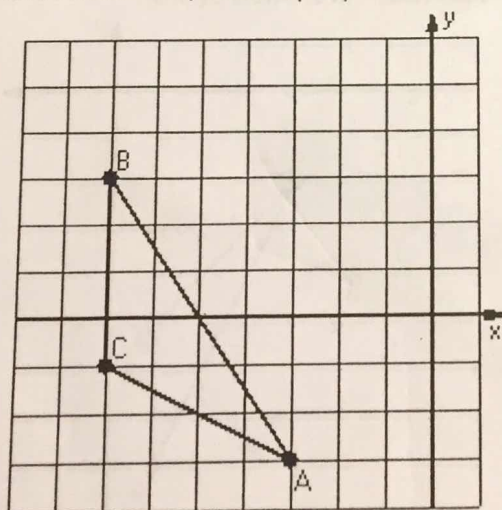
3) Dilation scale = 3, center $D(0,3)$



4) Dilation scale = 4, center $D(2,-1)$



5) Dilation scale = $\frac{1}{2}$, center $D(-1,3)$



6) Dilation scale = $\frac{1}{3}$, center $D(4,2)$

